



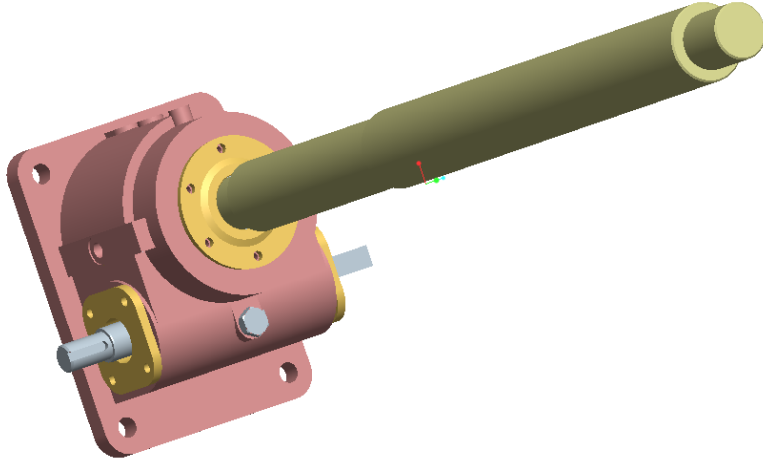






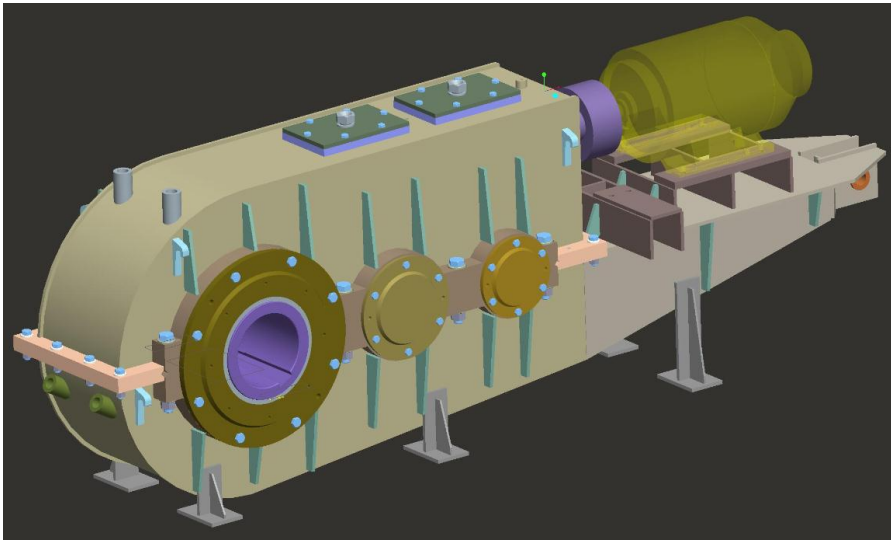

# WORM SPECIAL GEAR BOX

By Amit Prajapati -9898512277

SR No	MODEL	PHOTOGRAPH	SR No	MODEL	PHOTOGRAPH
1	<b>GREVIMETRIC FEEDER GEAR BOX – 7 HNU</b>		2	<b>CLEAN-OUT CONVEYOR GEAR BOX – 3.54 PBE</b>	
<p>DESCRIPTION: hollow output shaft double reduction heli worm with/without eddy current clutch, with single/double techogenerator, 5.5/7.5 kw motor.</p> <p>APPLICATION: Drive the belt conveyor loaded with Coal at varient speed &amp; feeding the coal at constant feed rate to the boiler</p> <p>CLIENT: BHELTRICHY</p>			<p>DESCRIPTION: single extended shaft, double reduction heli worm gear box with geared motor Ratio 1041:1 with shear pin mechanism for over loading of coal pre caution</p> <p>APPLICATION: Cleanout the coal on Belt conveyor</p> <p>CLIENT:BHEL Trichy</p>		
3	<b>HELIWORM GEAR BOX 9,10.5, 12,14 HFSM/HFIM/HSMM</b>		4	<b>Two high stand roll adjustment gear unit</b>	
<p>DESCRIPTION: Single extended with double reductin</p> <p>APPLICATION: Travelling Tripper Drive</p> <p>CLIENT: Thyssenkrupp (I) ltd, Pune</p>			<p>DESCRIPTION: Single input with double output hollow spline shaft where guide rollers are mount. These are mounted in series of 10 gear box.</p> <p>APPLICATION: For medium merchant steel mills in different types and sizes of sections like C, I, L are rolled from sponge iron billets.</p> <p>CLIENT: M/s Vishakhapattanam steel plant, Vizag</p>		
5	<b>24" GREVIMETRIC FEEDER GEAR REDUCER BOX – 5 HNU</b>		6	<b>3" CRS ANODE SCREW JACK / 10TON CAPACITY</b>	
<p>DESCRIPTION: Solid output shaft double reduction heli worm Ratio- 129:1</p> <p>APPLICATION: 24" Gravimetric Feeder Gear Reducer for Drive the belt conveyor loaded with Coal at varient speed</p> <p>CLIENT: BHEL Trichy</p>			<p>DESCRIPTION: APPLICATION: CLIENT: NUCLEAR POWER CORP. OF INDIA – RAJASTHAN INPUT SPEED : 200 RPM ACTUAL RATIO : 60</p>		

# WORM SPECIAL GEAR BOX

By Amit Prajapati -9898512277

SR NO	MODEL	PHOTOGRAPH	SR NO	MODEL	PHOTOGRAPH
7	<b>CONTORQ GEAR BOXES :</b> <ul style="list-style-type: none"> <li>• 6NUP/6NUR-60BHT</li> <li>• 6NUP/6NUR-80BHT.</li> </ul>		8	<b>WARTSILA- TURNING GEAR</b> <ul style="list-style-type: none"> <li>• TG-145 V32</li> <li>• TG-145 W32</li> <li>• TG-260</li> </ul>	
9	<b>FSUO</b> DESCRIPTION: SIZE 3 TO 10.5 TUBE MILL WORM GEAR BOX WITH O/P SHAFT – ONE ABOVE ANOTHER APPLICATION: Drawing a hollow pipe CLIENT: Parth Engg Ahmedabad, Indore Tools & other industry.		10	<b>SPECIAL TUBE MILL APPLICATION GEAR BOX FOR M/S TUBE PRODUCTS :</b> <ul style="list-style-type: none"> <li>• SIZE 80HFS S/SO WITH I/P SHAFT DOUBLE EXTN. &amp; TWO O/P , ONE ABOVE ANOTHER.</li> <li>• SIZE K 190/80 HFS S/SO- WITH TWO O/P SHAFT ONE ABOVE ANOTHER</li> </ul>	
11	<b>WINCH TAKE UP GEAR BOX.</b> <b>105SFO/SBH 560</b> DESCRIPTION: Combination worm and Helical gear design with hollow output shaft APPLICATION: Screw conveyor drive CLIENT: NLC		12	<b>WORM EXTRUDER GEAR UNITS SNU-E 4,5,6,7,8</b>  DESCRIPTION: Worm gear with Thrust bearing on output hollow shaft APPLICATION: Drawing plastic goods CLIENT: Jasmin Polymer	


# WORM SPECIAL GEAR BOX

By Amit Prajapati -9898512277

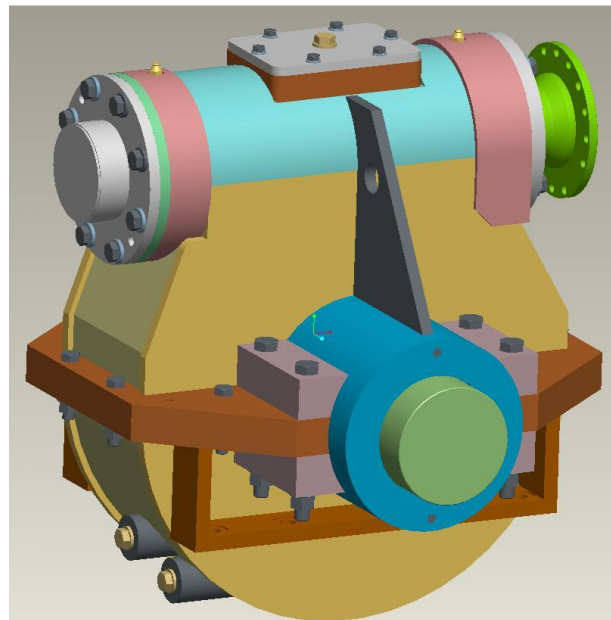
SR NO 13  
**5/20 WHV-10**  
 DESCRIPTION:  
 Heli worm double reduction gear box  
  
 APPLICATION:  
 Conveyor Truck Drive in automation assembly & painting plant  
  
 CLIENT: WEBB INDIA



SR NO 14  
**6/20 WHV -10**  
 DESCRIPTION:  
 Heli worm double reduction gear box  
  
 APPLICATION:  
 Conveyor Truck Drive in automation assembly & painting plant  
  
 CLIENT: WEBB INDIA



15 **300 BEC**  
 DESCRIPTION:  
 Special worm wheel & center in two piece bolted together  
  
 APPLICATION:  
 Locomotive drive in a steel plant  
  
 CLIENT:  
 Bhilai Engg. Corp, Bhilai



16 **Boggy Drive Gear Unit**  
 Description:  
 Double side helical and at the center a worm gear unit which is specified as double Heli-worm gear unit.  
  
 Application:  
 used where bridge scrapper for lime stone is required to stack and for that this gear boxes are used at two different speeds



17 **14/28 SFUD-Higher center dist. gear box**  
 DESCRIPTION: 14" and 28" double worm reduction gear box with ratio 1500  
  
 APPLICATION: for the operation of swing cum vertically repositionable platform hoisting drive and Holding cum vertically repositionable platform hoisting drive at various stages on shiftable second launch pad at SHAR Center, ISRO, Sriharik




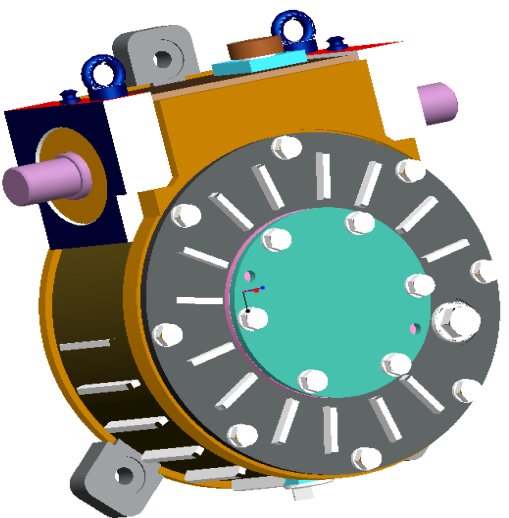

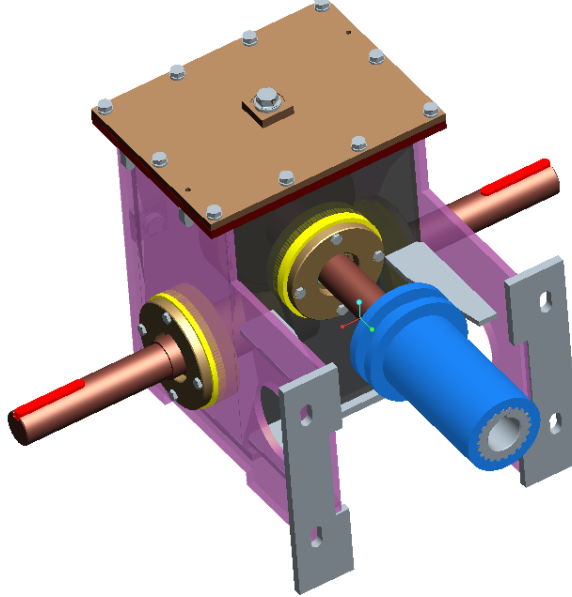
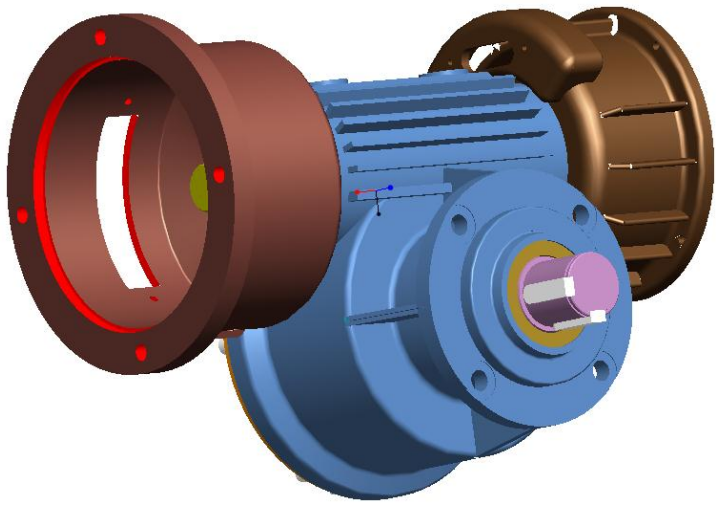

18 **10 HERO**  
 Description: HeliWorm double reduction gear box ratio 160:1(WSEX-17)  
  
 Client : M/s Southern Engg. Services Pvt. Ltd, Australia



CLIENT: M/s KCP LTD. CHENNAI


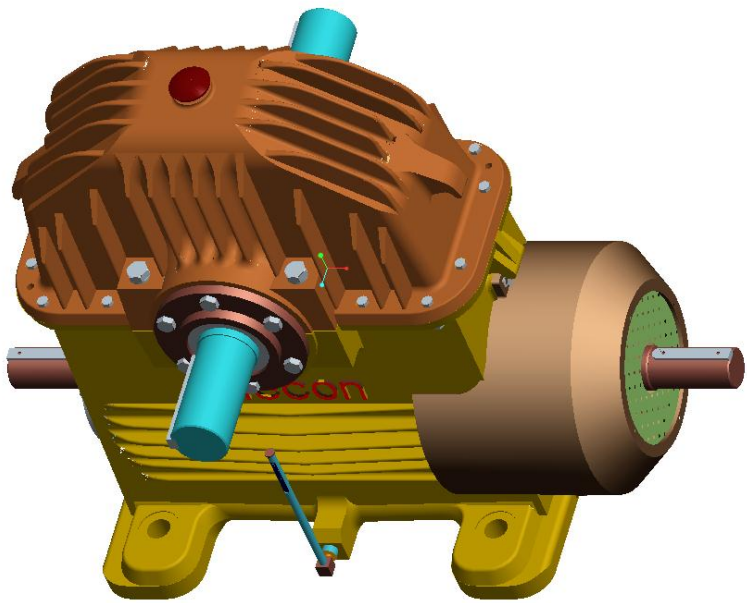
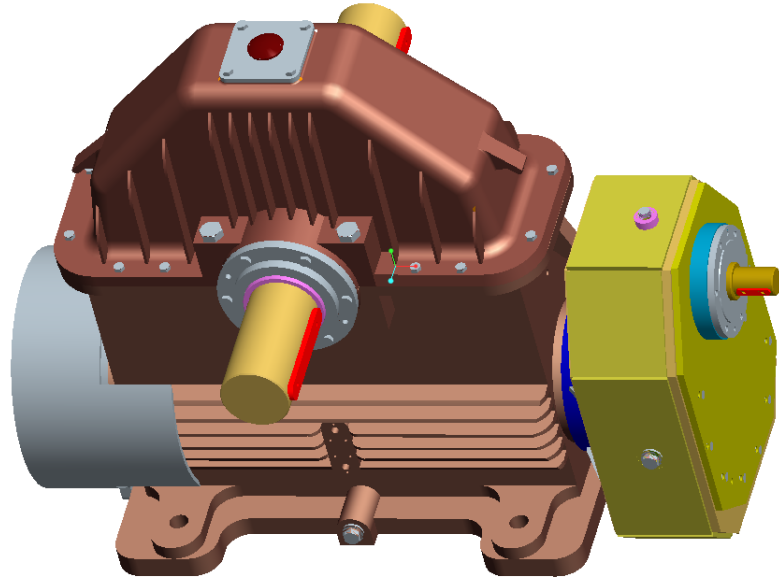



# WORM SPECIAL GEAR BOX

By Amit Prajapati -9898512277

SR NO	MODEL	PHOTOGRAPH	SR NO	MODEL	PHOTOGRAPH
19	<p><b>160/3 HW (110/3 ACE)</b>                      Description: Double stage with double stage output heli worm gear box.                      45 Degree Helix angle helical gear box with 90 degree mating.</p> <p>Application:                      Rotogravure Printing Machine</p> <p>Client:                      Expert</p>		20	<p><b>105 GIM</b>                      Description: Single stage worm reduction with single output and double input, Fabricated gear box, With 2 variant, Ratio: 40</p> <p>Application:                      Rotate the Drum drayer</p> <p>CLIENT: Grasim Industries, Nagda</p> <p>WLSL 4721</p>	
21	<p><b>10 HSFU</b>                      WLSL 4982</p> <p>DISCRIPTION:                      SINGLE INPUT AND DOUBLE OUTPUT                      DOUBLE REDUCTION HELI WORM IN SINGLE CASING.</p> <p>Application:                      Used in Drive mechanism of Furnace gate opening</p> <p>Client:                      -Vizag steel plant</p>		22	<p><b>110 SCA</b>                      ROTOGRAVUARE PRINTING MACHINE                      DOULE INPUT WITH SINGLE OUTPUT</p>	
23	<p><b>TOWER LIFT GEAR BOX: 125 UCM /MEK</b>                      Description: 125 crs worm single stage reduction gear box with brake drum and motor adaptor . Ratio: 14 &amp; 20.5</p> <p>Application:                      Industrial goods lift application with rack and pinion guide</p> <p>Client:                      Universal Constructin Machinery and equipment pvt ltd                      - Mekaster</p>		24	<p><b>125NUSM</b>                      Description: Single stage worm reduction universal monting, hollow output gear box Output shaft is teflon coated Ratio 14:1</p> <p>Client:                      A B Benzlers</p> <p>WSEX 34</p>	

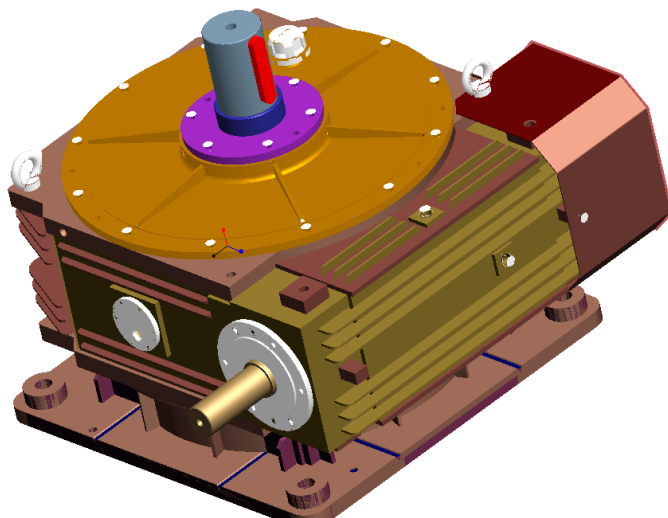





# WORM SPECIAL GEAR BOX

By Amit Prajapati -9898512277

SR NO	MODEL	PHOTOGRAPH	SR NO	MODEL	PHOTOGRAPH
25	<b>12HWEX</b> Description : Double reduction heli worm Flange mounted Fabricated gear box. Ratio 34.67:1  Application: Travelling Tripper Drive		26	<b>12 SFU</b> Description : Single stage worm reduction gear box with double input beyond fancawl, double output Ratio- 30:1  Client: A B. Benzlers, Sweden.  WSEX-33	
27	<b>14 HSFU</b> 14 HSFU WITH DOUBLE OUTPUT DOUBLE HELI WORM REDUCTION GEARBOX (WSEX 29) As per client's Reference Detail  Client: Radicon		28	<b>14 HSFU</b> Description : Double heli worm reduction , Fabricated gear box. With Fabricated Fan cawl. and Double output. Ratio: 160  Client: Radicon USA Transmission (WSEX 44)	
29	<b>14 SSM</b> 14 SSM HOLOW OUTPUT SHAFT WITH FABRICATED GEAR CASE  Replacement of Flender worm gear box  Client: J K Cement		30	<b>17 SFU</b> 17 SFU DOUBLE OUTPUT AND DOUBLE INPUT SINGLE REDUCTION WORM GEAR (WSEX 28)  Client: Radicon	


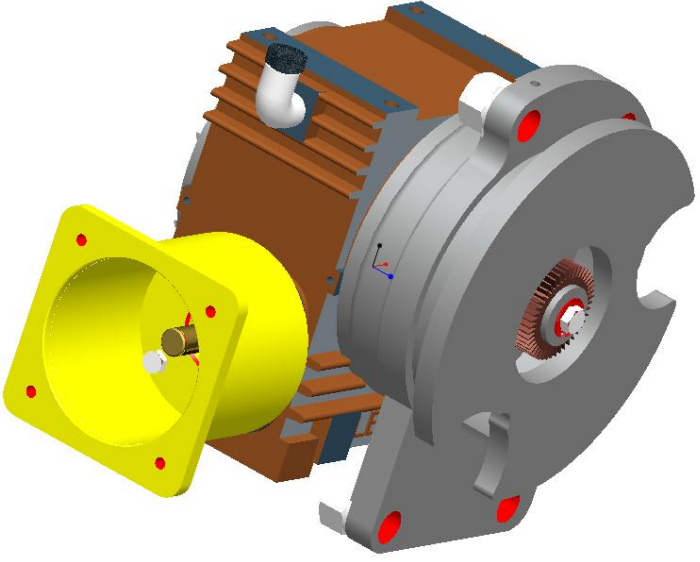




# WORM SPECIAL GEAR BOX

By Amit Prajapati -9898512277







SR NO	MODEL	PHOTOGRAPH	SR NO	MODEL	PHOTOGRAPH
31	<p><b>17 ERV</b> 17" ERV FABRICATED GEAR CASE, FABRICATED BASE WITH FABRICATED FANCAWL VERTICAL UPWARD OUTPUT</p> <p>- Replacement of Redicon gear box</p>		32	<p><b>17 ERV</b> 17ERV VERTICAL DOWNWORD OUTPUT, FABRICATED GEAR CASE, FABRICATED BASE WITH FABRICATED FANCAWL (WSEX 45)</p> <p>- Replacement of Redicon Gear box</p>	
33	<p><b>17 SFU</b> 17 SFU DOUBLE REDUCTION (WSEX 33)</p> <p>- Radicon Replacement</p>		34	<p><b>17 ERV</b> 17 ERV FABRICATED GEAR BOX (WSEX 23)</p> <p>- Reynold Replacement gear box</p>	
35	<p><b>20 ERU</b> 20ERU FABRICATED GEAR CASE, FABRICATED FANCAWL, FABRICATED FAN WITH HOLDBACK ARRANGMENT (WSEX 42)</p> <p>- Radicon Replacement Gear box</p>		36	<p><b>20 ERU</b> 20ERU FABRICATED GEAR CASE, FABRICATED FANCAWL, FABRICATED FAN (WSEX 46)</p> <p>- Radicon Replacement for Drum Winding</p>	

# WORM SPECIAL GEAR BOX

By Amit Prajapati -9898512277

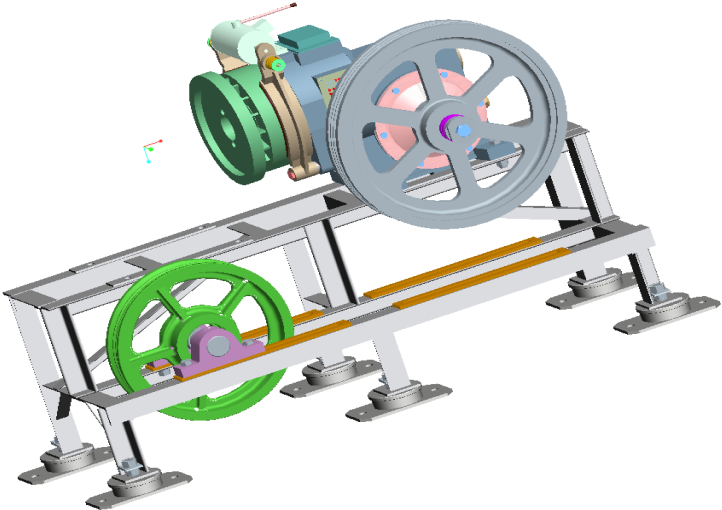


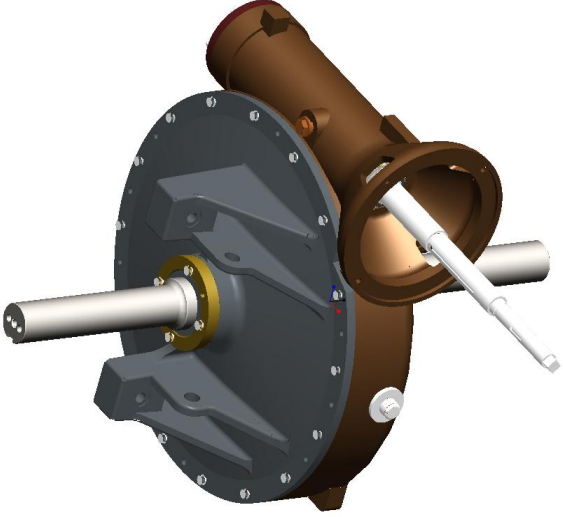
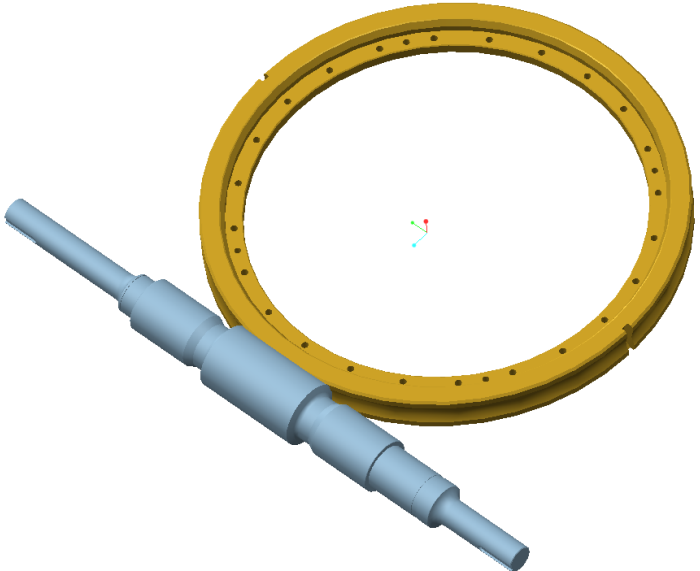
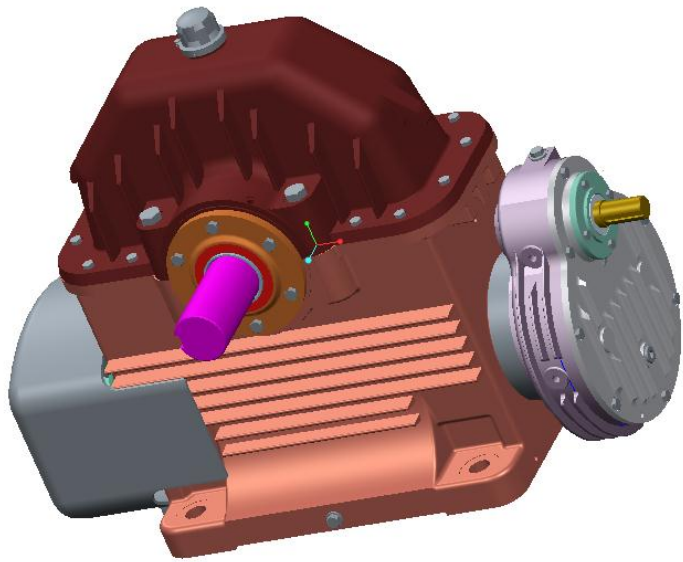
SR NO	MODEL	PHOTOGRAPH	SR NO	MODEL	PHOTOGRAPH
37	<b>28 HWAM</b> Under development		38	<b>3.54 MANUGRA</b> Special flange mounted 3.54" gear box with motor adaptor.	
39	<b>3.54 PBES</b> Double reduction gear box with 1stage PBL geared motor.  Ratio 1111		40	5 SFV-SP (WSEX 19)	
41	<b>4 LUF WITH DIFFERENT 6TO 7 VARIENT</b>  Description : 4" LUF single stage reduction gear box with screw shaft as output, Ratio 10:1 - With different type of Base (Torque arm )  Application : Truck loader Telescopic conveyor for load the cement bag in truck		42	<b>5 LUF WITH RATIO 10 AND 20</b>  Description : 5" LUF single stage reduction gear box with screw shaft output, with ratio 10:1 and 20:1 - With different type of base ( Torque arm)  Application: Telescopic conveyor for wagon loading with higher stack length compare to 4LUF	

# WORM SPECIAL GEAR BOX

SR NO	MODEL	PHOTOGRAPH	SR NO	MODEL	PHOTOGRAPH
43	<b>8/17 SFVD</b>  8/17 SFVD STARAL UNIT WITH BASE FRAME AND STOOL TABLE  Description: 8/17 SFVD double worm worm reduction gear box mounted on base frame with motor. Ratio 249.625:1 - Also specially designed the stool to mount this gear box on structure of client. Application: Sturrel duty application (Coal Tar Starringl)  Client: Larsen and Turbo, Powai WSLs: 3668		44	<b>85SCREW GEAR</b>  Client: Rama News Prints, Surat	
45	<b>5 SFO</b>  Description: 5" Single stage worm reduction gear box , Fabricated gear body and fancawl  Client: Radicon Transmission UK		46	<b>6/140 SSMD</b>  Description : Double worm worm reduction gear box with torque arm and input motor flange. Ratio: 710.50:1  Client: A. B. Benzlers WSEX-38	
47	<b>7/140 ERUD</b>  Description: Double reduction worm worm gear box Cleint: Radicon Transmission UK  WSEX 39		48	<b>KHS 320</b>  Other KHS model: KHS 155, KHS 185, KHS 200, KHS 250	






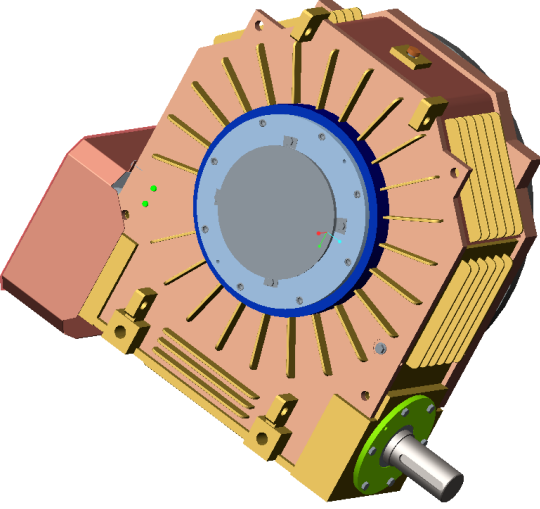


# WORM SPECIAL GEAR BOX

SR NO	MODEL	PHOTOGRAPH	SR NO	MODEL	PHOTOGRAPH
49	<b>ETM 045 WITH FRAME TABLE AND WITH DIVERTOR SHEAVE ARRANGMENT</b>		50	<b>1 5/8 Elianto</b>  Application: For rotation of solar bled accordingly sun position to generate Electricity from Solar.  WSEX 32	
51	<b>4/20 SFV WSLs 2075</b>		52	<b>125 LTM WITH 3 VARIENT</b> Under manufacturing stage	
53	<b>27" , 41" , 36" CRS WORM PAIR</b> Application: - Worm gear sets are used in the gearbox assembly of Bowl Mills for transmission of high torque and change of direction from horizontal to vertical. - The Bowl Mills are used in Thermal Power Stations for pulverization of coal. - The working duty cycle is continuous 24 Hrs. and 365 days. Semi submerged lubrication is provided for the gear sets.		54	260 HFSM Hairworm Gear box.	







# WORM SPECIAL GEAR BOX

By Amit Prajapati -9898512277

SR NO	MODEL	PHOTOGRAPH	SR NO	MODEL	PHOTOGRAPH
55	<b>6/140 SSMD</b> Hollow output double worm gear box with torque arm and motor adaptor.		56	<b>10 CVDM</b> Fabricated base and Fancawl Stirrer application gear box. DB replacement	
57	<b>4/90 sfud</b> Double worm gear box with torque arm  DB replacements		58	<b>260 CTU</b> Cooling Tower Application gear box.	
59	<b>10 SSM</b> Hollow output worm gear box  Radicon Catalogue Replacement		<u>60</u>	<b>14 SSM</b> Hollow output worm gear box  Radicon Catalogue Replacement	







# WORM SPECIAL GEAR BOX

By Amit Prajapati -9898512277

SR NO	MODEL	PHOTOGRAPH	SR NO	MODEL	PHOTOGRAPH
61	<p><b>10 SFO</b></p> <p>Integrated pinion or spur with output shaft with split cover design.</p> <p>Replacement of Mitsubishi make.</p>		62	<p><b>125 EED</b></p> <p>125 CRS Elecon Escalator Drive used for Escalator application.</p>	
63	<p><b>10 HSFU</b></p> <p>Heli worm gear box with single casing.</p>		64	<p><b>7 SNU -FAB</b></p> <p>CLIENT :BEC bhilai,</p> <p>Fabricated casing with cast steel center used in steel industry.</p>	
65	<p>6/12 EROD</p> <p>Double worm gear box with torque arm</p> <p>DB replacements</p>		66	<p><b>7 HSMM</b></p> <p>WSEX 53</p> <p>Hollow output heliwom gear box with output shrink disc arrangement.</p>	







# WORM SPECIAL GEAR BOX

By Amit Prajapati -9898512277

SR NO	MODEL	PHOTOGRAPH	SR NO	MODEL	PHOTOGRAPH
67	<b>180 SJ</b> Worm with Screw gear box.  Application : Coke oven gate opening		68	<b>8/17 SSMD</b> Double worm gear box with torque arm  DB replacements	
69	<b>5/10 SSMD</b> Double worm gear box with torque arm and motor adaptor....  Replacement of DB.		70	<b>7/17 SFUD</b> Double worm gear box.	
71	150 SJ  Worm with Screw gear box.  Application : Coke oven gate opening		72	<b>3/60 ERUD</b> Double worm gear box ...  Replacement of radicon.  Specially.....size of gear box compare to our standard model is very squeeze.	



# WORM SPECIAL GEAR BOX

By Amit Prajapati -9898512277

SR NO	MODEL	PHOTOGRAPH	SR NO	MODEL	PHOTOGRAPH
73	<b>17 HSFU</b> 17" HELI WORM GEAR BOX  Self locking with heavy load duty  Application : For gate opening of river.		74	<b>80 HFS</b> HELI, DOUBLE WORM OUTPUT GEAR BOX  Application : - Thread milling gear box.  Yearly requirement of gear box is 150 to 200 gear box.	
75	<b>IK 300</b> Heli Worm gear box,  Generated from reference drawing of client		76	<b>K 118/ 60 SJ SM</b> Bevel Worm gear box  Application" Screw jack type for door lift in water plant	
77	<b>5" SSM V</b> Very small gear box , fabricated to suit the client requirement - replacement of existing gear box  Application : stirrer		78	<b>KHS 185</b> Developed as reference to client's reference drawing.  2 Different variant are developed	

# WORM SPECIAL GEAR BOX

By Amit Prajapati -9898512277

SR NO	MODEL	PHOTOGRAPH	SR NO	MODEL	PHOTOGRAPH
79	<b>6 HD</b> 6" HD  Yarway gear box  Replacment of existing by reverse engineering		80	<b>320 CRS PAIRS</b> Worm pairs  NLC special worm pairs	
	<b>5" Cibelco</b> Replace all internals in bridgeston gear box by reverse engg.	